

North Youth and Junior Championships

Quick Reference

This page “Quick Reference” is not a rule, does not form part of the NoR/SIs, and is intended solely as an aid to competitors. Competitors should fully read the Sailing Instructions and Notice of Race. Any discrepancy on this page will not be ground for redress. This page can be updated without a notice for competitors.

Friday:

- Registration @ 1900-2100

Saturday:

- Registration @ 0800-0845
- Briefing for all competitors @ 0900
- Briefing for Regatta / Rookie / Green – after the above briefing
- First Race Warning Signal for Championship @1015
- There is no limit on Last Race Warning on Saturday

Sunday:

- Green Fleet Briefing @ 0845
- Briefing for Regatta and Rookie @ 0915
- Earliest Race Warning Signal: 0925
- Latest Race Warning Signal: 1455

Fleets:

There are 4 named fleets in these Sailing Instructions, these are:

- CHAMPIONSHIP Fleet – racing on the Yellow course, a mixture of fleet and pursuit racing.
- GREEN Fleet – part of the Championship Fleet, racing on the Yellow course, but with coach support between races for those who have registered and are showing the Green Fleet identification. Unless specified otherwise, all rules that apply to Championship fleet also apply to Green Fleet.
- REGATTA – racing on the Blue course, coached racing with on the water support for those sailors who are new to large events. Courses will be explained in your briefings by the coaches and your Regatta Race Officer.
- ROOKIE – for sailors not quite ready to complete on their own, you will be sailing in Double-handed boats with an experienced helm, on the Blue Fleet racing with the Regatta fleet.

Racing:

The aim is for 2 sessions each day. A session will consist of either: 1 pursuit race or 3-4 fleet races

- Fleet Races – target 30 minutes.
- Pursuit – A pursuit race around the lake, each class of boat starts at a different time. Pursuit race is currently planned for Saturday afternoon. There are separate instructions for this race in Attachment B.








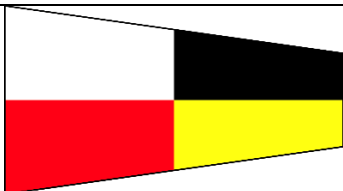
Courses:

- For the fleet racing courses for Championship Fleet are in Attachment A.
- For the pursuit race the course will be confirmed at the briefing.
- The course to be sailed will be shown on the committee boat prior to the start, using the codes in Attachment A
- Regatta courses will be explained at the briefings.

Starts:

All starts are 3-minute sequences. Set your Watch!

Flags:

Fleet	Flag		Fleet	Flag	
Optimists	Flag O		Asymmetric Fleet	Pennant 2	
RS Tera	Flag E		ILCA	Pennant 6	
Toppers	Flag T		RS Feva	Flag F	
Regatta	Flag R		Pursuit Race	Pennant 9	

Other Important Notes

- Don't forget to TALLY
- Important Locations – Official Notice Board and Event Race Office

SAILING INSTRUCTIONS

v2.0 - Published 15 June 2026

INTRODUCTION

This event will be organised by North East & Yorkshire Youth Sailing Association (NEYYSA) in conjunction with Derwent Reservoir Sailing Club (DRSC).

The notation [DP] in a rule means that the penalty for a breach of that rule may, at the discretion of the protest committee, be less than disqualification.

The notation '[NP]' in a rule of the sailing instructions (SI) means that a boat may not protest another boat for breaking that rule. This changes RRS 60.1.

1. RULES

- 1.1 The event is governed by the rules as defined in The Racing Rules of Sailing.
- 1.2 Racing rules Race Signals AP, 26, 33, 34, 35, 41, 60.1, 60.5, 61.1, 61.4(b), A2 A5.1 and A5.2 will be changed.
The changes appear, in full, in the notice of race or in these sailing instructions.
- 1.3 During racing, competitors within the Green Fleet and Regatta Fleet may request and receive outside help from coaches appointed by the Organising Authority. The OA coaches will be identified at the briefing. This changes RRS 41.
- 1.4 Green Fleet sailors must confirm at registration and display additional identification issued at registration at all times when on the water.
- 1.5 [DP] All boats competing in Championship (including Green) fleets must conform to the class rules for their boat as per RRS 78, this changed NOR 4.5
- 1.6 [DP] [NP] The rules and byelaws of DRSC and NEYSA will apply.

2. NOTICES TO COMPETITORS

- 2.1 Notices to competitors will be posted on the official notice board, located in the downstairs window of the safety office (located on the front (South) side of the clubhouse adjacent to the front door).
- 2.2 The Event Race Office is located in the downstairs safety office.

3. CHANGES TO THE SAILING INSTRUCTIONS

Any change to the sailing instructions will be posted at least one hour before the scheduled warning signal of the race or races concerned, except that any change to the schedule of races will be posted by 1900 on the day before it will take effect.

4. CODE OF CONDUCT

- 4.1 [DP] Competitors and support persons shall comply with reasonable requests from race officials.

5. SIGNALS MADE ASHORE

- 5.1 Signals made ashore will be displayed from the main flagpole located in front of the race office.
- 5.2 When flag AP is displayed ashore, '1 minute' is replaced with 'not less than 20 minutes' in Race Signals AP. This changes race signals AP.

5.3 [DP] In CHAMPIONSHIP and REGATTA fleets, no boat shall leave the shore until Flag D over the boat's class flag is displayed with two sound signals. The warning signal will not be made before the scheduled time, or 20 minutes after flag D is displayed.

6. FORMAT OF RACING

- 6.1 The event may consist of fleet racing or pursuit racing.
- 6.2 The intention is to sail both formats over the course of the event, dependent on wind conditions and forecast; this is at the discretion of the Race Committee. This decision by the race committee shall not be grounds for requesting redress. This changes rules 60.1 and 61.4(b)
- 6.3 Fleets may be combined for fleet racing.

7. SCHEDULE OF RACES

7.1 CHAMPIONSHIP Racing

- 7.1.1 There are 5 races scheduled on Saturday and 5 races on Sunday, but the race committee may adjust the schedule of races throughout the weekend.
- 7.1.2 10 races are scheduled.

7.2 REGATTA and ROOKIE Racing

- 7.2.1 A separate briefing for the Regatta/Rookie fleets will be held immediately after the main briefing on the Saturday. The location for this briefing will be announced at the main briefing.
- 7.2.2 There will be a briefing for Regatta/Rookie on Sunday at 0915.
- 7.2.3 15 races are scheduled for regatta fleet, but the race committee may adjust this by up to 5 races dependant on conditions.
- 7.2.4 The program for this fleet will be determined by the Course Race Officer and the coaches on the day.

7.3 To alert boats that a race or sequence of races will begin soon, the orange starting line flag will be displayed with one or more sound signals at least one minute before a warning signal is made.

8. CLASS FLAGS

Class	Flag
Optimist	Flag O
RS Tera	Flag E
Topper	Flag T
RS Feva	Flag F
Asymmetric Fleet	Pennant 2
ILCA	Pennant 6
Regatta	Flag R

9. RACING AREA

9.1 The location of racing areas are dependent on the conditions; however approximate likely course area positions are shown in Attachment C.

10. THE COURSES

- 10.1 For CHAMPIONSHIP Fleet Racing, the courses to be sailed will be Inner and Outer Loop Trapezoid.
- 10.2 The diagrams in Attachment A show the courses, the order in which marks are to be passed and the side on which each mark is to be passed.
- 10.3 The courses and number of laps to be sailed will be displayed on the committee vessel.
- 10.4 REGATTA fleet courses will be described at the briefing.
- 10.5 The course for the Pursuit Race will be described at the briefing.

11. MARKS

- 11.1 On the YELLOW Course: Marks 1a, 2a, 3S, 3P, 4S, 4P will be Yellow inflatable marks, Marks 1 and 2 will be Orange inflatable marks. The start mark will be either a dan buoy with an orange flag or a committee vessel displaying an orange flag. The finish mark will be either a dan buoy with a blue flag or a committee vessel displaying a Blue flag.
- 11.2 When a gate mark is used, if one or other of the gate marks is missing, the remaining mark shall be rounded to port. This changes RRS 34.
- 11.3 Marks for the Blue REGATTA course will be described at the Regatta briefing.

12. OBSTRUCTIONS

A vessel in close attendance to a boat, vessel or person in difficulty is an obstruction. Fishermen on shore are an obstruction.

13. THE START

- 13.1 The starting line will be between a staff displaying an orange flag on the race committee vessel and an orange dan buoy with an orange flag, or another vessel with an orange flag.
- 13.2 A boat that does not start within 2 minutes after her starting signal will be scored Did Not Start without a hearing. This changes RRS A5.1 and A5.2.
- 13.3 The start signal for one fleet may be the warning signal for the next fleet
- 13.4 Races will be started as follows:

Minutes before starting signal	Visual Signal	Sound Signal	Means
3	Class Flag	One	Warning Signal
2	P, U, Black	One	Preparatory Signal
1	Preparatory Flag Removed	One Long	One Minute
0	Class Flag Removed	One	Starting Signal

This changes RRS 26.

14. CHANGE OF THE NEXT LEG OF THE COURSE

- 14.1 To change the next leg of the course, the race committee will move the original mark, or the finishing line to a new position.

14.2 The requirement to signal a change of course in accordance with RRS 33 does not apply if the race committee changes the angle of the next leg by no more than 20 degrees and/or extends or shortens its length by no more than 150m. This changes RRS 33.

15. THE FINISH

- 15.1 The finishing line will be between a staff displaying a blue flag on the race committee vessel and a boat or blue pin mark at the other end.
- 15.2 In addition to the procedure for shortening course in RRS 32, the race committee may also award a finishing position to a boat that is still racing by displaying to her from a committee vessel (which may be in motion) flag W with one sound signal. A boat so notified is no longer required to sail the course (changing RRS 28.1), shall stop racing and shall return to the starting area, or return ashore if there is no more racing. A boat’s finishing position under this sailing instruction will be the score she would have received had she sailed the course and finished within any time limit, without gaining or losing any place. However, when two or more boats that are overlapped are notified, they will be scored as if they were tied. The decision by the race committee to use this procedure or not to use it shall not be grounds for requesting redress. This changes rules 60.1 and 61.4(b)

16. PENALTY SYSTEM

16.1 As per NoR 14

17. TIME LIMITS

17.1 The target time, Mark 1/1a time limit and overall time limit are as follows:

	Fleet Racing
Target Time	30 minutes
Mark 1/1a time limit	20 minutes
Overall time limit	50 minutes

- 17.2 If no boat has passed Mark 1/1a within the Mark 1/1a time limit, the race shall be abandoned.
- 17.3 Failure to meet the Target Time shall not be grounds for requesting redress. This changes rules 60.1 and 61.4(b).

18. PROTESTS AND REQUESTS FOR REDRESS

- 18.1 Boats intending to protest or request redress for an incident on the race course shall inform one of the race committee finish vessels at the end of the finish line as they finish the race, or promptly thereafter, and receive acknowledgment. If they do not finish the race, they shall inform a support vessel as soon as practicable after they retire. This adds to the requirements of RRS 60.2 for a protest or request for redress to be valid.
- 18.2 The protest time limit is 45 min after the last boat has finished the last race of the day, or the race committee signals no more racing today, whichever is later. This time limit is extended by 15 minutes for a protest by the race committee or protest committee concerning an incident they observed in the racing area.
- 18.3 Hearing request forms are available from the Event Race Office.
- 18.4 Notices will be posted no later than 30 min after the protest time limit to inform competitors of hearings in which they are parties or named as witnesses and where the hearings will be held.
- 18.5 A list of boats that have been penalized for breaking RRS 42 under Appendix P will be posted.

19. SCORING

- 19.1 One race is required to be completed to constitute a series.
- 19.2 A race will be scored as follows:
- 19.2.1 Each race will be scored as one race in a series.
- 19.2.2 A boat's series score will be the total of her race scores excluding her worst score(s) as follows:
- (a) When fewer than four races have been completed, a boat's series score will be the total of her race scores.
 - (b) When from 4 to 8 races have been completed, a boat's series score will be the total of her race scores excluding her worst score.
 - (c) When more than 8 have been completed, a boat's series score will be the total of her race scores excluding her worst two scores.
 - (d) This changes RRS A2.
- 19.3 In addition to 19.2, for regatta fleet, if more than 13 races are completed, a boat's series score will be the total of her race scores excluding her worst three scores.
- 19.4 The Pursuit race will be scored by fleet (overall results for this race will also be published)
- 19.5 To request correction of an alleged error in posted race or series results, a boat shall complete a scoring enquiry form available from the Event Race Office.

20. SAFETY REGULATIONS

- 20.1 [DP][NP] A boat that retires from a race shall notify the race committee as soon as possible.
- 20.2 Boats wishing to return to shore (both during racing and following the end of the day's racing) shall not do so unless authorised by a safety boat. Boats shall follow the instructions of the safety boats in the procedure for returning ashore. *Failure to do so will be reported to the race committee, who may protest the boat. Boats penalised under this instruction may be scored DNE, or such other penalty that the protest committee may decide without a hearing. This changes RRS 60.5.*
- 20.3 Tally System
- (a) The Tally System to check-in and check-out competitors will be located outside the clubhouse
 - (b) Tallies comprise numbered and colour coded rubber wrist bands. Tallies shall be worn visibly, over clothing, on the right wrist and shall be worn by both helm and crew whilst afloat.
 - (c) Both helm and crew shall individually tally-out before racing by personally collecting their tally and individually tally-in as soon as practically possible upon returning to shore after racing by returning the tally personally to the tally board.
 - (d) Tally numbers will be issued at registration.
 - (e) The penalty for failure to comply with this Tally System instruction will be 5 points added to the boat's series score for each infringement without a hearing. A list of boats that have infringed will be posted on the official notice board within 60 minutes after the protest time limit. This changes rule A5.1
- 20.4 Boats and Competitors in Difficulty; When the race committee considers that a boat or competitor is in difficulty, it may instruct the boat or competitor to accept outside help, retire or sail ashore. The boat and crew shall comply with such instructions without delay. The decision by the race committee to use this procedure shall not be grounds for requesting redress. This changes rules 60.1 and 61.4(b)

21. BERTHING

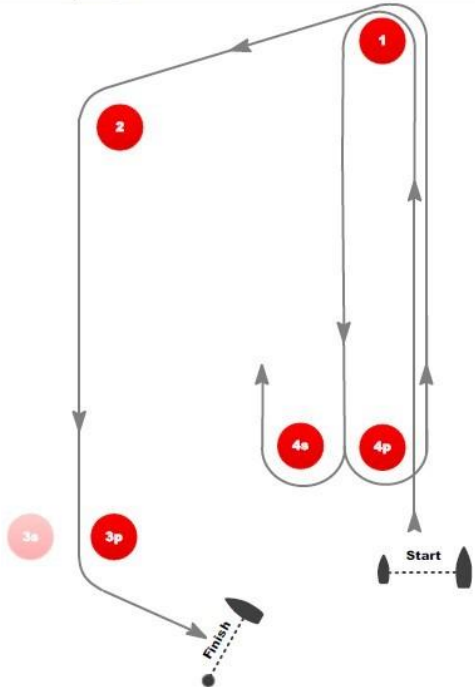
21.1 [DP] [NP] Boats shall be kept in their assigned places in the dinghy park.

21.2 [DP] [NP] Boats must launch from their allocated slipway(s)

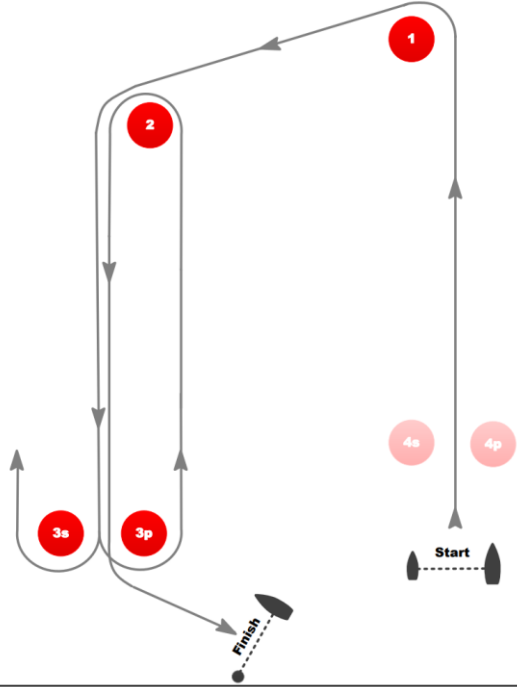
END OF SAILING INSTRUCTIONS

Attachment A – Championship Courses

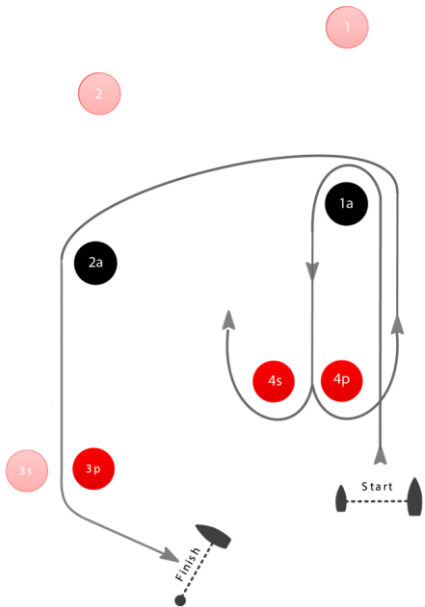
COURSE: INNER TRAPEZOID	
Signal	Mark Rounding Order
I2	Start - 1 - 4s/4p - 1 - 2 - 3p - Finish
I3	Start - 1 - 4s/4p - 1 - 4s/4p - 1 - 2 - 3p - Finish
I4	Start - 1 - 4s/4p - 1 - 4s/4p - 1 - 4s/4p - 1 - 2 - 3p - Finish



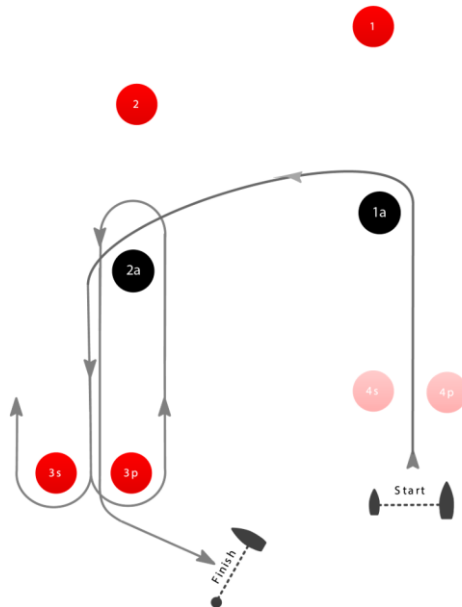
COURSE: OUTER TRAPEZOID	
Signal	Mark Rounding Order
O2	Start - 1 - 2 - 3s/3p - 2 - 3p - Finish
O3	Start - 1 - 2 - 3s/3p - 2 - 3s/3p - 2 - 3p - Finish
O4	Start - 1 - 2 - 3s/3p - 2 - 3s/3p - 2 - 3s/3p - 2 - 3p - Finish



COURSE: SHORT INNER TRAPEZOID	
Signal	Mark Rounding Order
SI2	Start - 1a - 4s/4p - 1a - 2a - 3p - Finish
SI3	Start - 1a - 4s/4p - 1a - 4s/4p - 1a - 2a - 3p - Finish
SI4	Start - 1a - 4s/4p - 1a - 4s/4p - 1a - 4s/4p - 1a - 2a - 3p - Finish



COURSE: SHORT OUTER TRAPEZOID	
Signal	Mark Rounding Order
O2	Start - 1a - 2a - 3s/3p - 2a - 3p - Finish
O3	Start - 1a - 2a - 3s/3p - 2a - 3s/3p - 2a - 3p - Finish
O4	Start - 1a - 2a - 3s/3p - 2a - 3s/3p - 2a - 3s/3p - 2a - 3p - Finish



Attachment B: PURSUIT RACE

1. Briefing

- 1.1 There will be a specific briefing for the pursuit race.
- 1.2 Pursuit race start times will be posted on the official notice board (and may also be available at registration).

2. The Start

- 2.1 To alert boats that the pursuit race will begin soon, the orange starting line flag will be displayed with one or more sound signals at least one minute before a warning signal is made.
- 2.2 Pennant 9 will be displayed 3 minutes before the first start.
- 2.3 The race will be started as follows:

Minutes before starting signal	Visual Signal	Sound Signal	Means
3	Pennant 9 Displayed	One	Warning Signal
2	Preparatory Flag Displayed	One	Preparatory Signal
1		One Long	One Minute
0		One	Starting Signal

At one minute the Preparatory Flag will remain displayed until the last start (29ers).

At each start a sound signal will be made and the start number for the next start will be displayed.

This changes RRS 26

- 2.4 If the preparatory flag is flag P, if any boats are on the course side of the starting line at their starting signal the race committee will promptly display Flag X with one sound signal. The flag will be displayed until all such boats are completely on the pre-start side of the starting line, or the start of the following fleet, or two minutes, whichever is earlier, this changes RRS 29.1

3. The Finish

- 3.1 The finish line will be a moving line between flag staffs mounted on two power boats.
 - a) The flag staff on the boat at the starboard end of the line will display a green flag over a blue flag.
 - b) The flag staff on the boat at the port end of the line will display a red flag over a blue flag.
- 3.2 Prior to the end of the race the moving line will be positioned just ahead of the leading boat.
- 3.3 Sound signals for the finish will be made at 5 minutes and 1 minute before the end of the race.
- 3.4 At the end of the race the power boat at each end of the finish line will drop an orange mark.
- 3.5 The finish line will move back through the fleet, following the rhumb line between the marks of the course.
- 3.6 All boats must pass through the moving finish line to finish.
- 3.7 When all finishing positions have been recorded the orange inflatable marks will be lifted accompanied by one long continuous sound signal.

- 3.8 After passing through the moving finish line, all boats shall continue to sail the course until they reach and pass between the orange inflatable marks, or until the marks are removed. Failure to do so may result in being scored DNF without a hearing. This changes RRS 63.1.
- 3.9 All competitors are advised to make a note of the boats that finish ahead of them and behind them.

4. The Course and Marks

- 4.1 The course to be sailed, including the marks to be used, the order and direction they will be rounded will be confirmed at the Pursuit Race Briefing.
- 4.2 The marks may include large inflatable marks and / or club marks.

Attachment C: Derwent Reservoir Sailing Area

Yellow – CHAMPIONSHIP fleet
Blue – REGATTA / ROOKIE fleet

